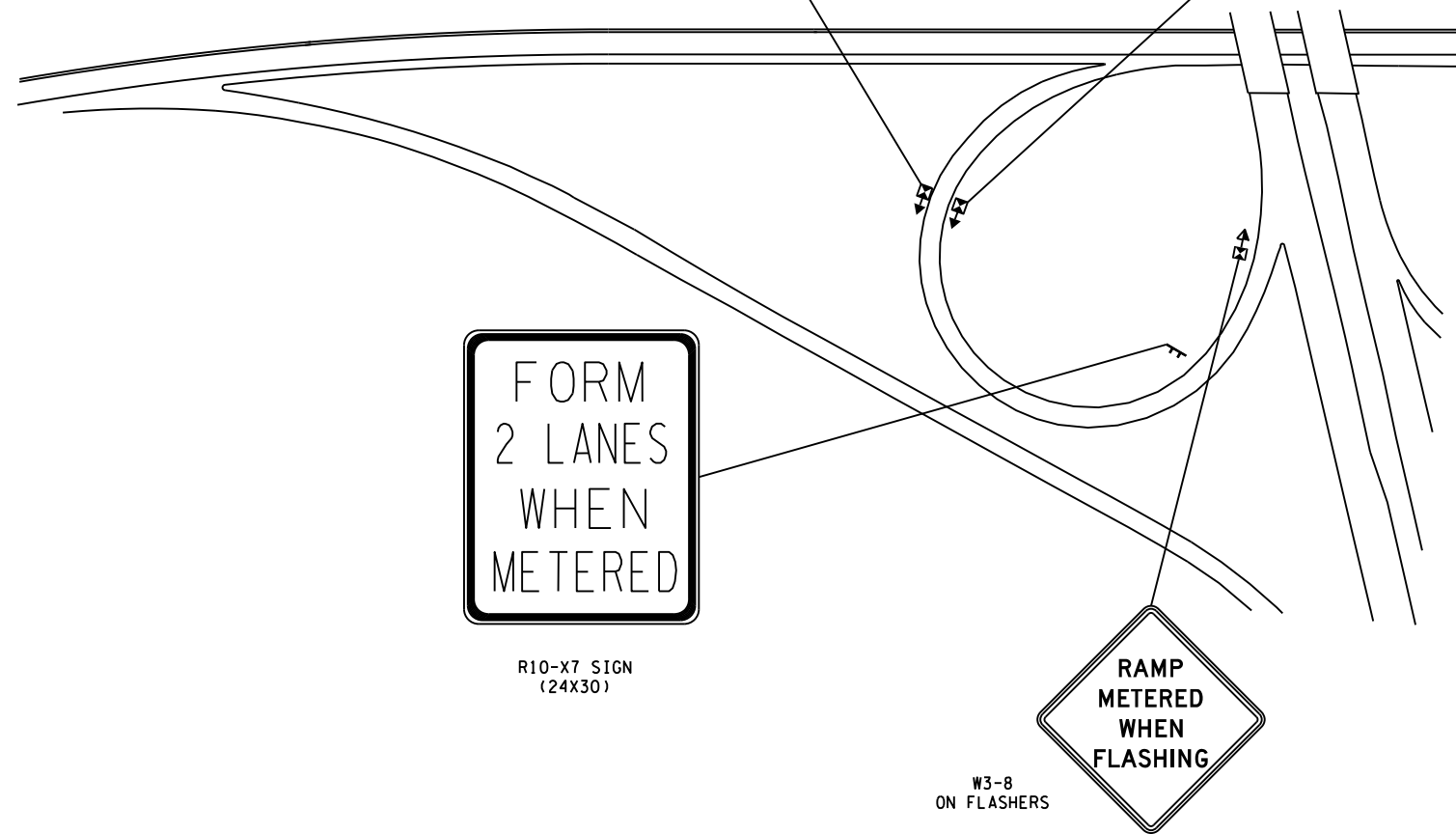
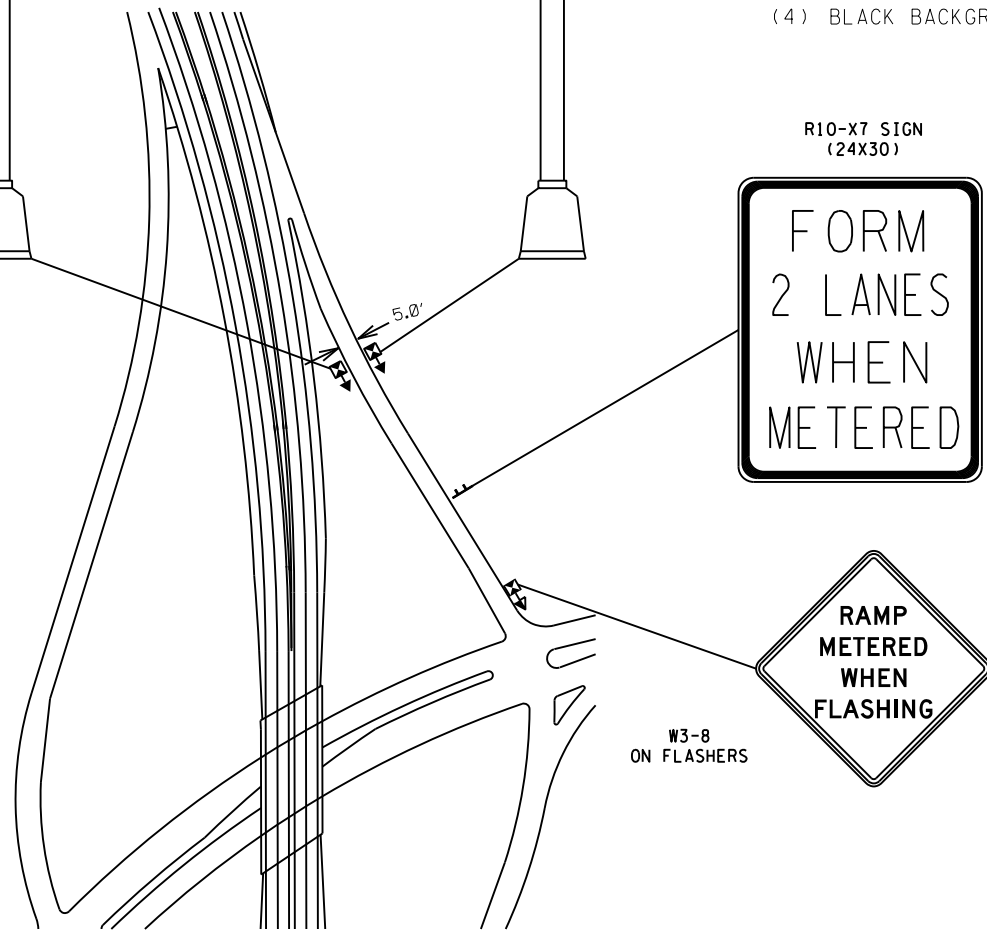
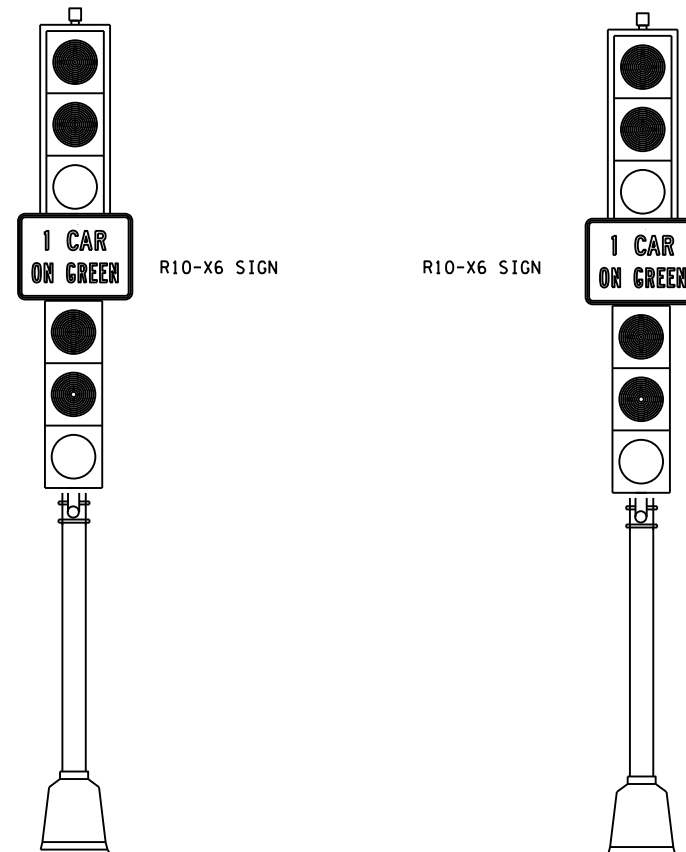
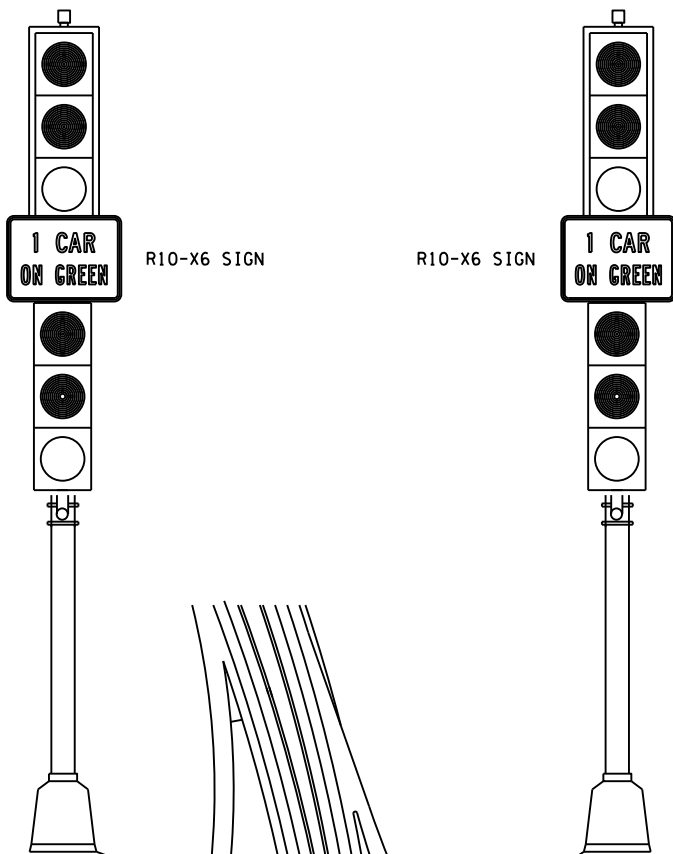


TMS SIGN PANELS TYPE C									
SIGN	POSTS (3)			MOUNT HT. (FT)	PANEL				PANEL LEGEND
	NO. & TYPE	KNEE BRACES QTY	LEN. (FT)		SIZE (INCHES)	AREA (SQ FT)	PROJECT QUANTITY	TOTAL AREA (SQ FT)	
R3-X3	2-U	1	15.5	7	36 X 60	15	0	0	HOV RAMP
R10-X6	(1)			7	24 X 18	3	0	0	1 CAR ON GREEN
R10-X7	2-U	1	15	7	24 X 30	5	0	0	FORM 2 LANES WHEN METERED RAMP METERED WHEN FLASHING
W3-8	2-U	1	15	7	36 X 36	9	0	0	HAZARD MARKER (4)
X4-2	(2)			7	18 X 18	2.25	0	0	HAZARD MARKER (4)
TOTAL AREA							0		

NOTES:

- (1) PLACED ON RAMP CONTROL SIGNAL POLE.
- (2) PLACED ON R3-X3 HOV MOUNTING POSTS.
- (3) POST LENGTHS ARE APPROXIMATE AND INCLUDE EMBEDMENT, BUT DOES NOT INCLUDE ADDITIONAL LENGTH REQUIRED FOR SPLICING.
- (4) BLACK BACKGROUND, YELLOW BUTTONS.



SIGNING LAYOUT DETAIL (WITHOUT HOV)

REVISED 6/27/18

REV. NO.	DATE:	/ /
REV. NO.	DATE:	/ /

CERTIFIED BY _____ LIC. NO. 12345 DATE 2018
 LICENSED PROFESSIONAL ENGINEER

STATE PROJ. NO. XXXX-XXX (TH XXX) SHEET NO. XXXX? OF XXXXX SHEETS